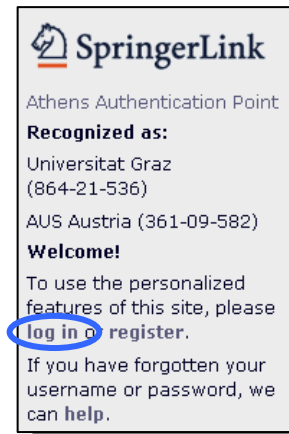


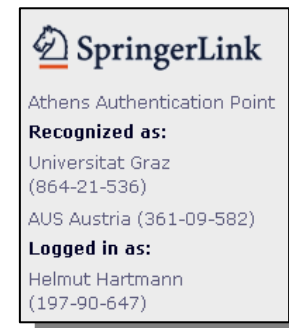
## SpringerLink Counter Usage Statistics 3 Steps to get your report

Start on [www.SpringerLink.com](http://www.SpringerLink.com) and

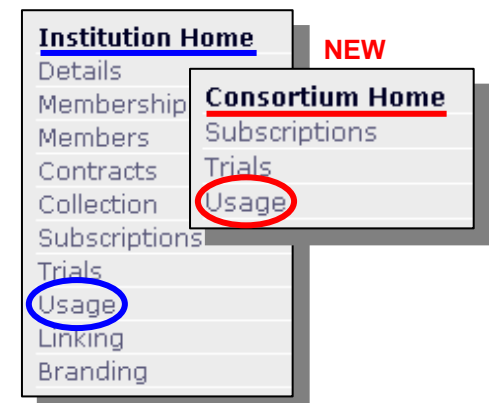
login with your administrator credentials.



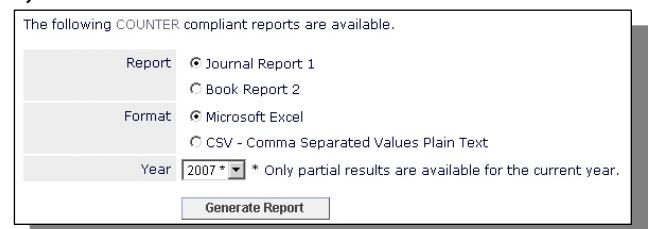
1. On the left side of the screen you will see your institution and all consortia your institution is a member of. Click the institution or consortium / multi-site account for which you need the usage report, and you have administrative rights for.



2. You are now either on the “**Institution Home**” or “**Consortium Home**”. Click ‘usage’ from the menu on the right side, when you are on the institution or consortium home.



3. Select the desired COUNTER report, format, period and click the ‘generate report’ button, and download the report.



More information on COUNTER can be found at [www.projectcounter.org](http://www.projectcounter.org)  
For questions on SpringerLink usage reports contact your Springer licensing manager or send an email to [support.springerlink@springer.com](mailto:support.springerlink@springer.com)